

Tradestation Download & Setup

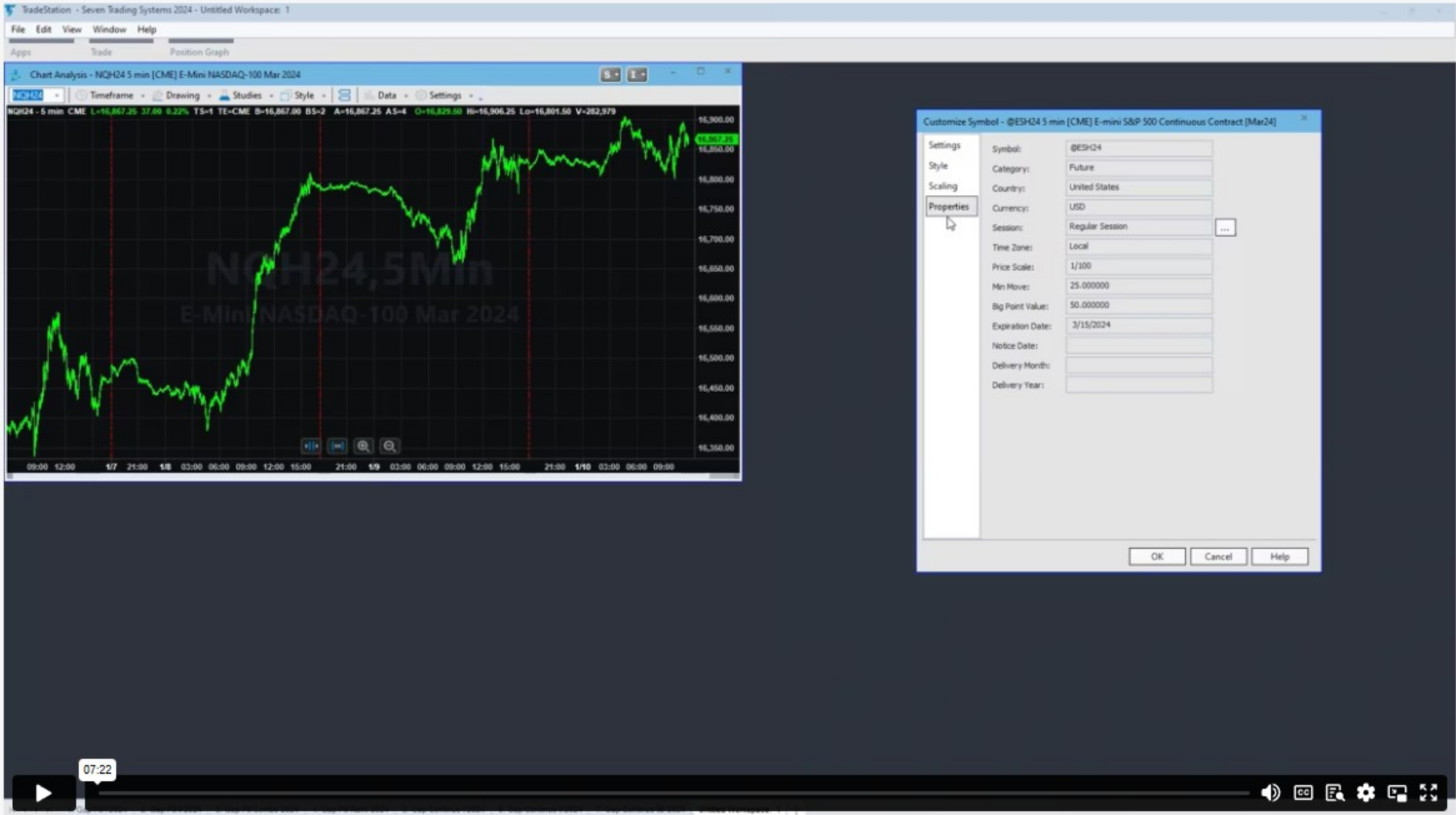


Setting Up Custom Sessions

The 2024 Update in Tradestation uses the Custom Session Setup for US STOCK as well as Crude Oil Session. In the following video we go over how to create these custom sessions. Be sure to create the "US STOCK" and "Crude Oil Session" custom sessions as show below in the video followed by importing the EasyLanguage and then opening the workspaces.

When opening a Tradestation workspace for the first time, the error "Custom session US STOCK has been modified by another window". The same message will show up for the Crude Oil Session stating Crude Oil Session instead of US STOCK. Once these workspaces are saved on the user side, the message should not show up again when they are opened on the same computer.

Multicharts and NinjaTrader also need session templates/custom sessions for the same times.



EasyLanguage and Workspaces

The files are uploaded in Tradestation 9.1 and are forward compatible with Tradestation 9.5 and Tradestation 10.0. This section includes all EasyLanguage from the previous sections (except for 2023 Nasdaq Bonus) and workspaces in one location. Simply import the EasyLanguage and open the Workspaces. Make sure the Custom Session in the previous section has been created first!

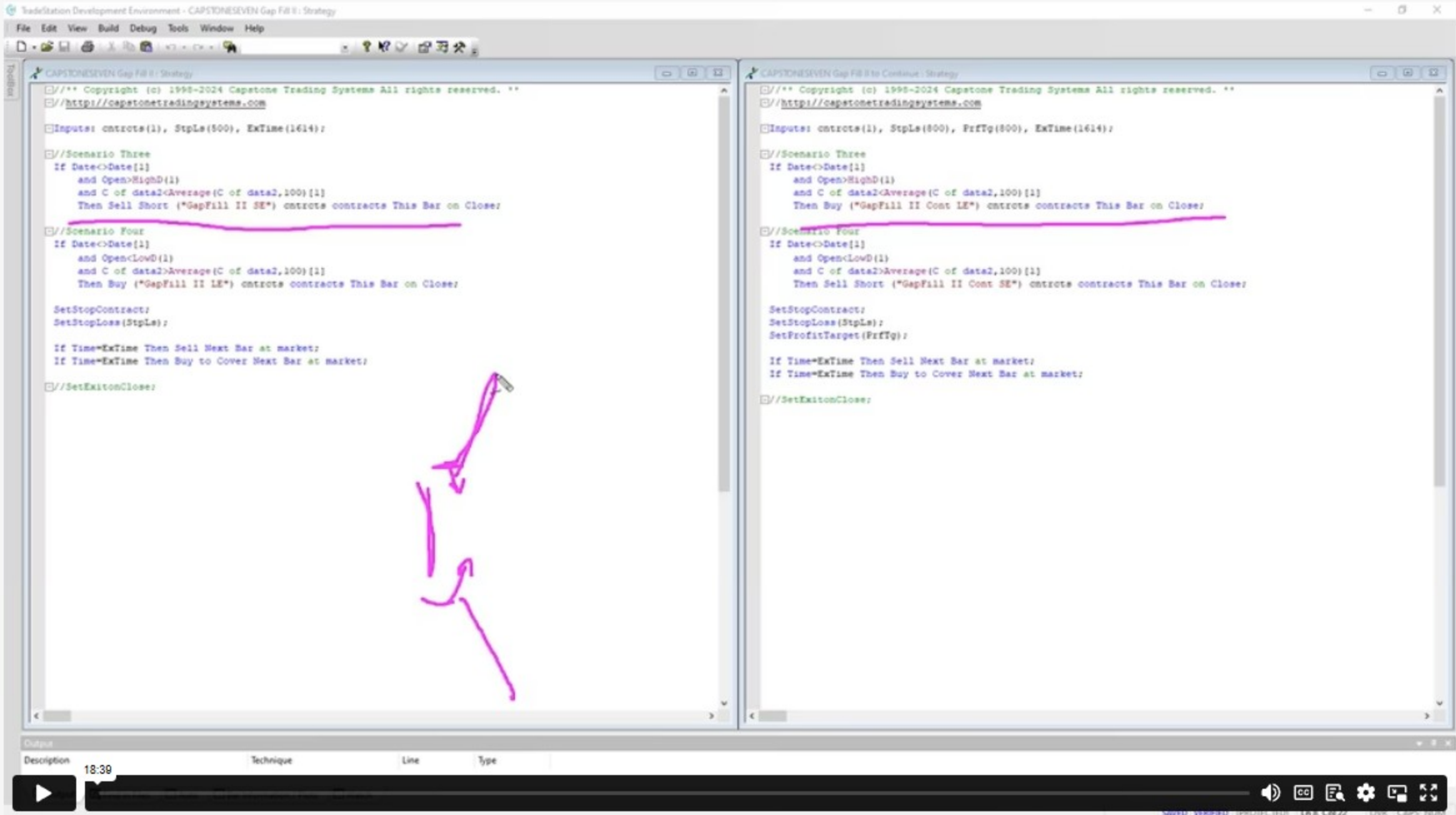
 SEVEN TRADING SYSTEMS FOR THE S&P FUTURES 2010 2019 2024.zip
Download ZIP • 25KB


 Seven Trading Systems Workspaces 2024.zip
Download ZIP • 29KB

 Seven Trading Systems Workspaces 2010 2019.zip
Download ZIP • 64KB

2024 Updates and Coding Review

Below is the coding lesson for all seven strategies with the updates that can easily be implemented in Multicharts and NinjaTrader.



 2024 Seven Trading Systems Updates.pdf
Download PDF • 111KB