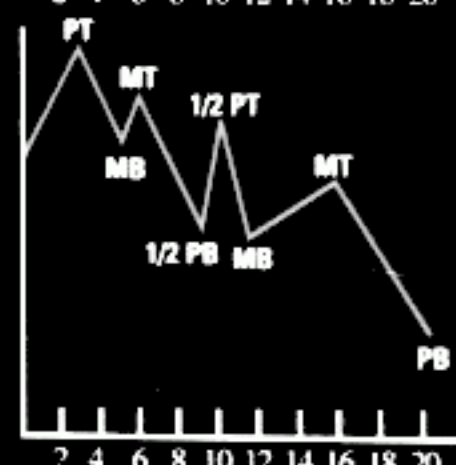
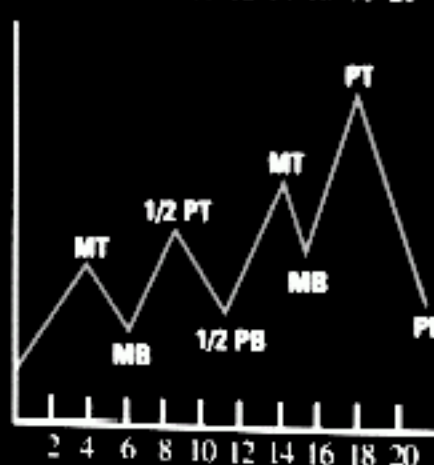
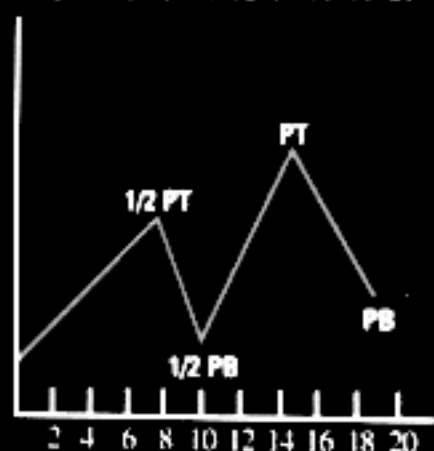
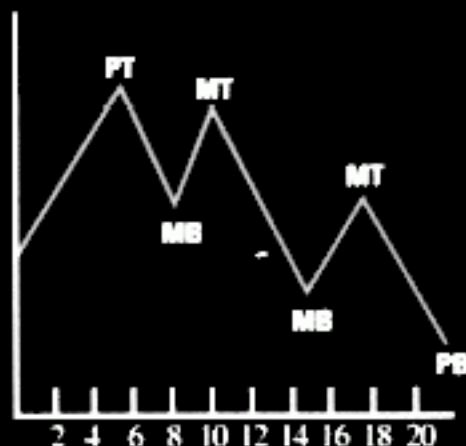
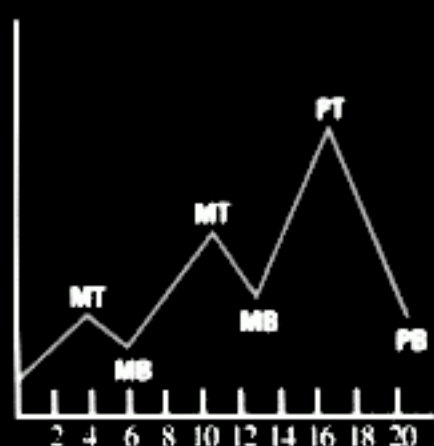


The Ultimate Book On

Stock Market Timing

SOLAR / LUNAR Correlations



To
Short-Term
Trading
Reversals

DISCLAIMER

All information provided herein is based upon original research and observations of Raymond A. Merriman. It is written with sincere and reliable intent.

Although these methods and techniques have proved reliable over the years, there cannot be and therefore is no guarantee that these same methods will continue to work in the future. Therefore, neither the publisher nor the author assume any responsibility whatsoever for any reader's activities or decisions regarding trading or investing in any stocks or financial vehicles. The reader alone is responsible.

1st printing: January 2003

ISBN: 0-930706-29-3

THE ULTIMATE BOOK ON STOCK MARKET TIMING, VOLUME 4: SOLAR-LUNAR CORRELATIONS TO SHORT-TERM TRADING REVERSALS

Copyright © 2003 by MMA/Seek-It Publications

All rights reserved under international and Pan American Copyright Conventions. No part of this book may be reproduced or converted to computer usage without written permission from the publisher.

Published in the United States by:

MMA/Seek-It Publications
P.O. Box 250012
West Bloomfield, MI 48325
1-248-626-3034
Fax 1-248-626-5674
E-Mail: mmacycles@msn.com
Internet: <http://www.mmacycles.com>

**THE ULTIMATE
BOOK ON
STOCK MARKET TIMING**

VOLUME 4

**SOLAR/LUNAR CORRELATIONS
TO SHORT-TERM TRADING REVERSALS**

GEOCOSMIC SYMBOLS AND ABBREVIATIONS USED IN THIS BOOK

Throughout this book, abbreviations and symbols are used to identify the various planets in the solar system, and signs of the zodiac. Those abbreviations and symbols are listed below. The name of the planet or sign is given first, followed by its abbreviation, and then followed by its astrological symbol. The abbreviations and symbols are consistent with those used in the study of astrology.

PLANETS			SIGNS		
SUN	SU	☉	ARIES	AR	♈
MOON	MO	☾	TAURUS	TA	♉
MERCURY	ME	☿	GEMINI	GE	♊
VENUS	VE	♀	CANCER	CA	♋
MARS	MA	♂	LEO	LE	♌
JUPITER	JU	♃	VIRGO	VI	♍
SATURN	SA	♄	LIBRA	LI	♎
URANUS	UR	♅	SCORPIO	SC	♏
NEPTUNE	NE	♆	SAGITTARIUS	SA	♐
PLUTO	PL	♇	CAPRICORN	CP	♑
			AQUARIUS	AQ	♒
			PISCES	PI	♓

**THE ULTIMATE
BOOK ON
STOCK MARKET TIMING**

VOLUME 4

**SOLAR-LUNAR CORRELATIONS
TO SHORT-TERM TRADING REVERSALS
FOR SHORT-TERM TRADERS AND DAY TRADERS**

**BY
RAYMOND A. MERRIMAN**

MMA PUBLICATIONS, P.O. BOX 250012 WEST BLOOMFIELD, MI 48325

TABLE OF CONTENTS

Geocosmic Abbreviations and Symbols	i
Acknowledgements	ii
Introduction	1
 Chapter 1: The Study	 7
Chapter 2: Overall Analysis – The Entire Time Field	23
Dow Jones Industrial Average	23
NASDAQ Composite	30
Nikkei	31
Chapter 3: Sun in Aries Results	47
Chapter 4: Sun in Taurus Results	59
Chapter 5: Sun in Gemini Results	71
Chapter 6: Sun in Cancer Results	83
Chapter 7: Sun in Leo Results	95
Chapter 8: Sun in Virgo Results	108
Chapter 9: Sun in Libra Results	119
Chapter 10: Sun in Scorpio Results	131
Chapter 11: Sun in Sagittarius Results	143
Chapter 12: Sun in Capricorn Results	156
Chapter 13: Sun in Aquarius Results	169
Chapter 14: Sun in Pisces Results	182
Chapter 15: Mercury Messages	194
Chapter 16: Venus Volatility	203
Chapter 17: Solar-Lunar Highlights	207
Chapter 18: Sorting Results by Sun Signs	218
Chapter 19: Short-Term Trading Methodology	223
 Charts	 234

ACKNOWLEDGEMENTS

I would like to thank Aimee and Mike Nolan of Chicago, Illinois. Aimee is my oldest daughter, and a pretty sharp trademark attorney. Mike is her husband, and the Chief Operations Officer (COO) of one of the major online trading companies. They have always opened their house to me as an escape from the demands and distractions of daily business. Without use of their house to run to at times when I needed a quiet 1-2 weeks to develop a thought for this book, these studies might never have been completed. They both work hard and long hours, so this provided ample opportunity for me to also work long and hard hours in perfect solitude.

I would also like to thank Carlos Almeida, who created the software program for FAR for the Galactic Trader. His continual updates of formulas within this program has made it possible for me to conduct the studies whose results you see within this book. His designs are elegant, and his work is flawless. And besides that, his patience and happy disposition make it him pleasure to work with. You just don't find these combinations in most programmers.

Because of these people, this book is possible.

Rave Reviews for VOLUME 1 of The Ultimate Book On Stock Market Timing: Cycles And Patterns In The Indexs.

"The Ultimate Book on Stock Market Timing Volume 1: Cycles and Patterns in the Indexes" by Raymond Merriman is literally the ultimate book on the analysis of the stock market. We are especially impressed with various waves of long-term cycles for more than 200 years, which we have never seen before... a marvelous job."

- T. Kaburagi, Toshi Nippou Ltd. (Japan's major commodities' newspaper).

"As the first volume in what is designated to be a five-volume series, Ray Merriman has not only provided a unique and in-depth analysis of various cycles in the stock market indices, but he has done so with a clarity and enthusiasm that makes reading this "technical" book an exciting and illuminating journey into the cyclical ups and downs of the stock market. Guiding the reader through the complexities of cyclical analysis, Merriman explains step by step what defines a market cycle; the orb of time a cycle can take to unfold; reasons why a cycle might contract or expand; and most importantly, how to read the characteristics of a cycle to determine whether it is bullish or bearish."

"That Merriman has so generously shared this knowledge with us in this first volume, gives the reader/investor one of the most valuable market timing tools available. It is a book based not on subjectivity but on data that has revealed a complexity of market cycles to Merriman's unrelenting search to know "the soul of the stock market." For those who are fascinated with (market) cycles, this book is a classic. And for those who invest, this book is a must."

- Geraldine Hannon; Reviewer for The Mountain Astrologer

"Do stock markets rise and fall in accordance with some readily identifiable cycle? Most are familiar with the so-called "Presidential Election" or four year cycle, some are familiar with the 54-year Kondratieff Cycle. Author Raymond Merriman searches through centuries of stock market history with charts and data going back as far as 1695 to prove the existence of these as well as both short and longer stock market cycles."

"Analyzed in depth is the entire history of the New York Stock Exchange from 1789-1997 and the Japanese Nikkei Index from 1949-1997. The charts of these markets alone are fascinating!"

"From all this data, we are provided with details on 15 separate long and short term recurring cycles, and a description of the patterns occurring in each one. Not only are we taught when to expect a cycle to unfold, but also how to recognize it when it does."

"Merriman also provides us with...(studies) on technical analysis, and helps us integrate the two together whether our time frame is next year - or 300 years."

I recommend this book for all those interested in markets. I can't wait for Volume 2!"

- Ted Kunzog; Reviewer for Technically Speaking, newsletter for the Market Technicians Association (MTA), and editor of The Asset Allocator market letter.

"If you are done with Fourier transform cycle printouts, and cycles sent down from Sanai, this is your book. Raymond Merriman teaches you how to isolate and prove historical cycles: in an eighteen year cycle prices will do "this" at a certain point, but they will NOT do "that." In setting long (and short) term positions, what you want to know is what ARE the cycles and how do they perform? Merriman puts you in control and doesn't mandate a computing environment more complex than you and your pencil."

- Dr. Thomas Drake, Tenorio Research; Editor of the Gold Fax Market Letter.

Rave Reviews for

VOLUME 2 of The Ultimate Book On Stock Market Timing: Geocosmic Correlations To Investment Cycles.

"Once in a great while a truly revolutionary trading book is published that creates and redefines a method of analysis."

-David Wierzba, Willow Financial, Atlanta, GA

"I just finished Volume 2 of The Ultimate Book on Stock Market Timing: Geocosmic Correlation to Investment Cycles, by Raymond A. Merriman. It is everything I was expecting and looking for, and is a landmark in research."

-Lukman Clark, Signal Hill, CA - The Future Works, and member of ISAR, Inc.

"Raymond Merriman has written an exceptional book on the correlation of stock market cycles with planetary alignments that is of tremendous value to market analysts and investors. It is a well researched and easy to read correlation of stock market tops and bottoms with planetary movements...If you often consider the possibilities of what the stock market is likely to do over the next 10-15 years, read this book. It will help you anticipate longer-term tops and bottoms of the stock market, and point out some time periods when you should be out of the market. With so much gloom and doom published today about the world economy it was very refreshing to read Merriman's longer term outlook for 2000-2015, based on well researched historical precedents. This book is a MUST for the serious investor."

-Walter J. Bressert, Chicago, IL - World-renowned cycles analyst

"Words can't even begin to express how extraordinary I think this volume is. (Merriman) has indeed handed over to us investors and market timers a blue-chip portfolio of substantive and ground-breaking research and information. This book is phenomenal!"

-Geraldine Hannon, Reviewer for The Mountain Astrologer

*"When it comes to applying the principles of financial astrology to active analysis of the markets, few people have more credibility than Raymond Merriman. Merriman's latest contribution is **Geocosmic Correlations To Investment Cycles**, a great financial astrology tool that will save you incredible amounts of research time."*

Merriman's work is meticulously researched, carefully documented, and extremely helpful if you're trying to make meaningful and well-reasoned forecasts for the U.S. stock market. Since overall market direction has a huge impact on the fortunes of most individual equities, this is also important information if you hope to make wise investment decisions. Understanding cycles and developing market forecasts is a fairly complex task, but Ray Merriman does an excellent job of making the work accessible."

*An especially useful section of **Geocosmic Correlations To Investment Cycles** is the closing chapter on "The Art of Integration: Combining Long-Term Cycles in Stocks with Long-Term Geocosmic Cycles." In it, Ray Merriman guides you step-by-step in the process of developing a long-range market forecast, then illustrates his methodology with a couple of extremely detailed examples. This chapter alone is worth the price of the book."*

*If you really want to sink your teeth into financial astrology as a vital, rigorous discipline, **Geocosmic Correlations To Investment Cycles** comes highly recommended, along with Ray Merriman's companion volumes. When you get your hands on these books, get ready for a lot of intensive study-- and a lot of profitable understanding too!"*

- Tim Bost, editor of Financial, Sarasota, FL

Rave Reviews

for VOLUME 3 of

The Ultimate Book on Stock Market Timing Geocosmic Correlations to Trading Cycles

Raymond Merriman has done it again. With his usual style and finesse, this master trader and market analyst has put together a massive piece of research that is at once deliciously arcane and eminently practical, incredibly comprehensive and wonderfully accessible, broad in its vision and absolutely rigorous in its reasoning.

What's especially nice about this book is the way Merriman combines meticulous research with pragmatic recommendations. In dealing with the various planetary combinations that can impact market dynamics, for example, he not only explains the underlying energies at work—he also cites historical examples of the geocosmic interactions, lists the dates when those interactions will occur again, and offers a quick paragraph of capsule advice for the trader who wants to consider the planets in an operative trading plan.

This is definitely a book that warrants a prominent place on the shelf nearest your trading station. But that doesn't mean that it's a volume that deserves to gather dust. Put Geocosmic Correlations to Trading Cycles to work as an active part of your trading analysis and this book will quickly pay for itself many times over.

**- Tim Bost, Editor, Financial Cycles newsletter
Sarasota, Florida**

Ray Merriman is to be congratulated. His research is excellent, his explanations very clear, and his examples that demonstrate how to use multiple indicators to identify trend reversals well articulated. Traders lacking an astrological background should easily understand and benefit from them. This is not a book for day traders (Volume IV of this series promises to do that) but for those who want to catch the +/- 10% changes in the financial market indices this provides powerful, effective tools. The empirical evidence provided in this and in the previous volume clearly demonstrates that astrology works, that specific planetary combinations can be significantly associated with the changes in mass psychology, with increased optimism or depression, and these in turn are associated with ups and downs, the bull and bear markets, on Wall Street and the world's financial markets.

**- Ken Gillman, Editor, Considerations Journal
Mt. Kisco, NY**

I got Volume 3 last week, and find it to be what I call a "dangerous book," i.e. it is so interesting you don't want to do anything else but read/devour."

**- G.W., investor and trader.
Calgary, Alberta - Canada**